

**MORE SIZES!
CUSTOM VALANCE RETURNS!
SHIPS IN 72 HOURS!
AWARD WINNING SMARTPRIVACY™**

Performance Essentials

2" & 2½" FAUX
WOOD BLINDS

SUGGESTED RETAIL

		Width														
		18	24	28	32	36	42	48	54	60	66	74	78	84	90	96
Length	30	68	84	89	106	122	133	156	173	190	207	220	238	257	288	317
	36	75	95	102	117	133	153	173	189	216	240	249	269	291	326	358
	42	84	102	107	127	148	170	194	210	240	249	260	281	303	340	374
	48	92	111	112	136	158	183	202	220	257	280	309	334	361	404	445
	54	98	120	123	152	173	202	209	238	266	294	331	357	386	432	475
	61	105	127	142	163	193	214	225	255	279	302	342	380	411	448	492
	66	109	141	160	179	207	238	242	277	308	337	355	401	414	464	511
	74	120	153	171	195	224	255	262	302	328	362	397	429	463	519	571
	78	125	163	185	207	242	279	281	324	356	389	445	476	514	571	628
	84	134	170	197	216	257	294	314	344	387	433	476	514	556	611	672
90	147	190	210	237	276	322	339	374	416	468	515	566	623	685	754	

Performance Essentials
2" & 2½" Faux Wood Blinds

GENERAL SPECIFICATIONS

- SmartPrivacy™ standard and no charge
- 3 ¼" Designer Crown valance
- Cord tilt only (tilt left and lift right)
- Semi-inside mount valance return: ¾"
- Outside mount valance return: 3 1/16" for 2" • 3 9/16" for 2 ½"
- Low profile steel headrail
- Engineered trapezoid bottomrail

OPTIONS

- Common valance: \$69 each (Over 96" will be spliced in middle. For off-center splice, please call for a quote.)
- Options not available
 - 2-on-1 or 3-on-1
 - Cloth tapes
 - Wand tilt

MISCELLANEOUS CHARGES (NET)

- Freight and handling fee: \$2.50 per unit (min \$10/max \$25 per order)
- Next day ship: \$5 per blind
- Valance straight cut: \$3 per valance

AVAILABLE COLORS (*10% Surcharge)

- **2" Colors**
 - Pure White
 - Pearl
 - Old Teak*
 - Black Walnut*
- **2½" Colors**
 - Silk White
 - Pearl
 - Alabaster
 - Pure White

Performance Essentials

2" & 2 1/2" FAUX
WOOD BLINDS

NORMAN[®]


**MORE SIZES!
CUSTOM VALANCE RETURNS!
SHIPS IN 72 HOURS!
AWARD WINNING SMARTPRIVACY™**

FEATURES & BENEFITS

- Patented and award-winning SmartPrivacy™ feature allows optimum blind closure for the utmost levels of privacy.
- Superior colorfastness, endures over 2,000 hours of UV testing.
- Slats can withstand even the highest desert temperatures with industry leading 135° heat deflection temperature.
- Breakthrough slat formulation results in significantly reduced pull force required when raising blinds.
- Extremely durable and hard slat surface; slats won't dent or scratch over time.
- Advanced smooth tilting mechanism makes tilting blinds easier than ever.
- Innovative Insta-Lock™ mechanism locks the blind at any position effortlessly.
- Premium 2 1/2" slats create an upscale and streamlined shutter appearance.
- Moisture-resistant, fire retardant and lead free.
- Reengineered bottomrail enhances structural integrity and eliminates bowing when blind is semi-raised.
- Patented child safe and pet safe cord release device.



SmartPrivacy™ Blind



Regular Blind with Route Holes



Designer Crown
Valance (Standard)

LADDER CHART

Blind Width	# of Ladders
24" or less	2
24 1/8" - 37"	3
37 1/8" - 50"	4
50 1/8" - 63"	5
63 1/8" - 76"	6
76 1/8" - 89"	7
89 1/8" - 96"	8

SIZE CONSIDERATIONS

	Min	Max
Width	8 1/2"	96"
Length	10"	90"

*Center tilt only for 2" blind width less than 13"

*2.5" blind width less than 13" may have both lift & tilt on certain sizes.

**AWARD WINNING
SMARTPRIVACY™
MORE COLORS!**

Performance

2" & 2½" PREMIUM
FAUX WOOD BLINDS

SUGGESTED RETAIL

		Width														
		18	24	28	32	36	42	48	54	60	66	74	78	84	90	96
Length	30	60	75	79	98	120	133	156	173	190	207	220	232	246	264	284
	36	72	92	95	117	133	153	173	189	216	240	249	257	274	282	301
	42	78	100	103	127	148	170	194	210	240	249	260	276	301	321	342
	48	85	107	112	136	158	183	202	220	257	280	309	321	331	356	378
	54	93	120	123	152	173	202	209	238	266	294	331	326	338	364	389
	61	100	127	133	163	193	214	225	255	279	302	342	356	380	395	417
	66	109	141	150	179	207	238	242	277	308	337	355	387	409	441	470
	74	120	153	159	195	224	255	262	302	328	362	397	414	444	494	508
	78	125	163	168	207	242	279	281	318	350	382	422	447	484	537	598
	84	134	170	175	216	257	294	308	338	380	425	468	482	513	555	655
	90	143	185	188	230	269	314	324	364	404	437	477	511	562	583	687
96	150	195	196	241	279	331	334	378	423	457	507	525	602	617	712	
102	155	200	205	244	289	341	350	398	443	492	537	555	636	651	745	
108	168	216	224	275	307	360	371	428	461	523	566	579	648	739	788	
118	179	230	233	280	323	376	378	443	483	557	592	606	690	756	805	

Note: Price 2-on-1 as two individual blinds. Due to weight limitations, blinds to the right of the heavy line must be ordered as 2-on-1 headrail.

Performance Premium
2" & 2½" Faux Wood Blinds

GENERAL SPECIFICATIONS

- SmartPrivacy™ standard and no charge
- 3 ¼" Designer Crown valance
- Cord tilt only (tilt left and lift right)
- Low profile steel headrail
- Engineered trapezoid bottomrail

OPTIONS

- Reverse/Group control: free
- Regular route hole: free; available in 2"
- Tile cut-out: \$39 each
- 2-on-1: available; price as two
- Common valance: \$69 each (Over 96" will be spliced in middle. For off-center splice, please call for a quote.)
- *Options not available*
 - Cloth tapes
 - Wand tilt
 - 3-on-1

AVAILABLE COLORS (*10% Surcharge)

- Alabaster
- Birch
- Bright White
- Bronze Brown
- Cameo
- Pure White
- Pearl
- Silk White
- Taupe
- Chestnut*
- Cherry*
- Driftwood*
- Dark Mahogany*
- Black Walnut*
- Limed White*
- Natural Oak*
- Old Teak*

MISCELLANEOUS CHARGES (NET)

- Freight and handling fee: \$2.50 per unit (min \$10/max \$25 per order)

Performance


2" & 2½" PREMIUM FAUX WOOD BLINDS

NORMAN®

**AWARD WINNING
SMARTPRIVACY™
MORE COLORS!**

FEATURES & BENEFITS

- Patented and award-winning SmartPrivacy™ feature allows optimum blind closure for the utmost levels of privacy.
- Superior colorfastness, endures over 2,000 hours of UV testing.
- Slats can withstand even the highest desert temperatures with industry leading 135° heat deflection temperature.
- Breakthrough slat formulation results in significantly reduced pull force required when raising blinds.
- Extremely durable and hard slat surface; slats won't dent or scratch over time.
- Advanced smooth tilting mechanism makes tilting blinds easier than ever.
- Innovative Insta-Lock™ mechanism locks the blind at any position effortlessly.
- Premium 2 ½" slats create an upscale and streamlined shutter appearance.
- Moisture-resistant, fire retardant and lead free.
- Reengineered bottomrail enhances structural integrity and eliminates bowing when blind is semi-raised.
- Patented child safe and pet safe cord release device.



LADDER CHART

Blind Width	# Of Ladders
24" or less	2
24 1/8"-37"	3
37 1/8"-50"	4
50 1/8"-63"	5
63 1/8"-76"	6
76 1/8"-89"	7
89 1/8"-96"	8

SIZE CONSIDERATIONS

	Single Blind		2 on 1	
	Min	Max	Min	Max
Width	6½"	96"	13¼"	120"
Length	10	118"	10"	118"

*Center tilt only for blind width less than 12"

SUGGESTED RETAIL

Length	Width															Painted Only	
	18	24	28	32	36	42	48	54	60	66	72	78	84	90	96	108	120
30	97	100	110	118	140	153	164	185	218	225	233	282	299	318	338	377	416
36	111	114	123	133	156	169	183	213	246	256	264	320	332	353	372	412	452
42	121	124	136	147	171	188	204	238	273	282	298	346	375	399	418	461	504
48	133	137	148	161	187	206	238	263	301	318	333	384	420	449	473	526	579
54	144	148	164	178	203	227	246	288	325	353	373	431	463	496	528	593	658
61	161	165	177	193	220	245	270	318	354	385	408	468	506	541	566	626	686
66	173	178	190	208	235	263	296	346	388	420	448	510	550	607	636	722	808
73	190	195	202	220	254	285	321	376	423	447	478	544	586	629	660	734	808
78	196	201	218	240	259	293	330	386	434	460	507	579	628	669	702	776	850
84	211	216	226	248	277	315	354	407	441	494	547	618	668	716	750	832	914
90	225	230	236	256	293	332	375	428	467	524	578	650	711	761	798	885	972
96	235	240	251	264	301	346	393	451	498	562	616	697	753	806	847	941	1035
102	246	251	268	280	318	368	418	481	529	594	653	739	798	856	899	1000	1101
108	258	263	277	291	335	386	439	505	555	626	687	773	838	899	944	1050	1156
114	270	275	293	304	353	408	462	531	586	655	724	816	882	946	993	1104	1215
120	283	288	304	318	368	427	486	553	603	690	758	851	924	989	1039	1154	1269

Note: Price 2-on-1 as two individual blinds. Due to weight limitations, blinds to the right of the heavy line must be ordered as 2-on-1 headrail.

GENERAL SPECIFICATIONS

- SmartPrivacy™ standard and no charge
- Cord tilt only (tilt left and lift right)
- Semi-inside mount valance return: ¾"
- Outside mount valance return: 3 1/16"
- Low profile steel headrail
- 3¼" Designer Crown valance

MISCELLANEOUS CHARGES (NET)

- Freight and handling fee: \$2.50 per unit (min \$10/max \$25 per order)
- Oversize surcharge (width 96" and above): \$70 per order

OPTIONS

- Reverse/Group control: free
- Regular route hole: free
- Hold down brackets: free
- Cord cleats: free
- **Valances**
 - 2 ½" Contempo (5%)
 - 3" Contempo (10%)
 - 3 ¼" Crown (10%)
- **Cloth Tapes**
 - 1" solid (15%)
 - 1" designer deco (20%)
- Tile cut-out: \$39 each
- Common valance: \$69 each
(Over 96" will be spliced in middle. For off-center splice, please call for quote.)

Normandy[®]


2" PREMIUM WOOD BLINDS

NORMAN[®]

**AWARD WINNING
SMARTPRIVACY[™]
ENVIRONMENTALLY FRIENDLY
PHOENIXWOOD[™]**

FEATURES & BENEFITS

- Environmentally-friendly premium solid hardwood slats.
- Textured grain, highlighting the natural characteristic of the wood.
- Patented SmartPrivacy[™] feature allows optimum blind closure for the utmost levels of privacy and light control.
- Light weight enables easier lifting and lowering- 40% of pull force reduction.
- Innovative Insta-Lock[™] mechanism locks the blind at any position effortlessly.
- Reengineered bottomrail enhances structural integrity and eliminates bowing when blind is semi-raised.
- Aesthetically pleasing designer tassels.
- Patented child safe and pet safe cord release device.



LADDER CHART


Blind Width	# of Ladders
8" - 32"	2
32 1/8" - 54"	3
54 1/8" - 78"	4
78 1/8" - 96"	5
96 1/8" - 120"	6

SIZE CONSIDERATIONS

	Single Blind		2-on-1	
	Min	Max	Min	Max
Width	8"	120"	16 1/4"	120"
Length	10"	120"	10"	120"

*Center tilt only for blind width less than 12"

*Maximum single blind width for stain colors: 96"



SUGGESTED RETAIL

Length	Width															Painted Only	
	18	24	28	32	36	42	48	54	60	66	72	78	84	90	96	108	120
30	107	110	121	130	154	169	181	204	240	248	257	311	329	350	372	415	458
36	123	126	136	147	172	186	202	235	271	282	291	352	366	389	410	454	498
42	134	137	150	162	189	207	225	262	301	311	328	381	413	439	460	507	554
48	147	151	163	178	206	227	262	290	332	350	367	423	462	494	521	580	639
54	159	163	181	196	224	250	271	317	358	389	411	475	510	546	581	652	723
61	178	182	195	213	242	270	297	350	390	424	449	515	557	596	623	689	755
66	191	196	209	229	259	290	326	381	427	462	493	561	605	668	700	795	890
73	209	215	223	242	280	314	354	414	466	492	526	599	645	692	726	807	898
78	216	222	240	264	285	323	363	425	478	506	558	637	691	736	773	855	937
84	233	238	249	273	305	347	390	448	486	544	602	680	735	788	825	915	1005
90	248	253	260	282	323	366	413	471	514	577	636	715	783	838	878	973	1068
96	259	264	277	291	332	381	433	497	548	619	678	767	829	887	932	1035	1138
102	271	277	295	308	350	405	460	530	582	654	719	813	878	942	989	1100	1211
108	284	290	305	321	369	425	483	556	611	689	756	851	922	989	1039	1156	1273
114	297	303	323	335	389	449	509	585	645	721	797	898	971	1041	1093	1215	1337
120	312	317	335	350	405	470	535	609	664	759	834	937	1017	1088	1143	1269	1395

Note: Price 2-on-1 as two individual blinds. Due to weight limitations, blinds to the right of the heavy line must be ordered as 2-on-1 headrail.

GENERAL SPECIFICATIONS

- SmartPrivacy™ standard and no charge
- Cord tilt only (tilt left and lift right)
- Semi-inside mount valance return: ¾"
- Outside mount valance return: 3 9/16"
- Low profile steel headrail
- 3¼" Designer Crown valance

MISCELLANEOUS CHARGES (NET)

- Freight and handling fee: \$2.50 per unit (min \$10/max \$25 per order)
- Oversize surcharge (width 96" and above): \$70 per order

OPTIONS

- Reverse/Group control: free
- Regular route hole: free
- Hold down brackets: free
- Cord cleats: free
- **Valances**
 - 2 ½" Contempo (5%)
 - 3" Contempo (10%)
 - 3 ¼" Crown (10%)
- **Cloth Tapes**
 - 1" solid (15%)
 - 1" designer deco (20%)
- Tile cut-out: \$39 each
- Common valance: \$69 each (Over 96" will be spliced in middle. For off-center splice, please call for quote.)

Normandy®


2 1/2" PREMIUM WOOD BLINDS

NORMAN®

**AWARD WINNING
SMARTPRIVACY™
ENVIRONMENTALLY FRIENDLY
PHOENIXWOOD™**

FEATURES & BENEFITS

- Environmentally-friendly premium solid hardwood slats.
- Textured grain, highlighting the natural characteristic of the wood.
- Patented SmartPrivacy™ feature allows optimum blind closure for the utmost levels of privacy and light control.
- Light weight enables easier lifting and lowering- 40% of pull force reduction.
- Innovative Insta-Lock™ mechanism locks the blind at any position effortlessly.
- Reengineered bottomrail enhances structural integrity and eliminates bowing when blind is semi-raised.
- Aesthetically pleasing designer tassels.
- Patented child safe and pet safe cord release device.



LADDER CHART

Blind Width	# of Ladders
8" - 36 1/2"	2
36 5/8" - 54"	3
54 1/8" - 75"	4
75 1/8" - 96"	5
96 1/8" - 120"	6

SIZE CONSIDERATIONS

	Single Blind		2-on-1	
	Min	Max	Min	Max
Width	8"	120"	16 1/4"	120"
Length	10"	120"	10"	120"

*Center tilt only for blind width less than 12"

*Maximum single blind width for stain colors: 96"

