



Centerpiece[™] Roman Shades

Program Reference Guide
January 2022

Centerpiece™ Roman Shades

Revision Log



Date	
1/29/2021	Pg. 30: Discontinued F0248 Wispy Stripe from the Blake collection
2/5/2021	Pg. 30: Roman Day & Night: Discontinued Roller Solar Screen collections AB600 (5%), AB600 (8%) & W120 (12%)
6/15/2021	Roman Day & Night: Discontinued roller fabric color F0881 Mink
7/15/2021	Pg. 25: Discontinued F0240 Pure White from the Blake collection, and F0226 Old Silver from the Rochelle collection
8/1/2021	Pg. 8: Added shade style notes Pg. 10: Updated translucent liner; added liner and lift system info Pg. 11: Updated max shade width without seams Updated F0031 Black Gingham max height when railroaded Added size consideration notes Pg. 15: Revised railroad & seaming info Pg. 17, 19: Updated side by side requirements: same valance return type Pg. 30: Roman Day & Night: Discontinued roller fabric color F0819 Espresso, Luxe Pg. 32: Added complete fabric pattern info on Sag Harbor
8/15/2021	Pg. 11: Revised Black Gingham max height table Pg. 25: Discontinued F0257 White from the Sheer Elegance collection
9/15/2021	Pg. 22: Updated max fabric width to 122" for F0245 Cameo, Blake
10/15/2021	Pg. 22: Added phase-out fabric status note on F0245 Cameo, Blake Pg. 25: Discontinued F0212 Wheat from the Taylor collection
11/19/2021	Pg. 24: Fabric notice: Libeco fabrics Optic White 0020 & Silver 8045 are currently unavailable. Pg. 25: Discontinued F0139 Natural White from the Valencia collection Pg. 26-31: Added Fall 2021 roller fabric availability for Roman Day & Night shades
Effective 1/1/2022	Pg. 25: Discontinued F0245 Cameo from the Blake collection & F0225 Silk White from the Rochelle collection Pg.26: Roman Day & Night: Discontinued roller fabrics F0855 Redwood in the Sumatra collection & F0904 Palm in the Sheer collection

Centerpiece™ Roman Shades

Table of Contents



	Page
Features & Benefits	4
General Specs	
Lift Systems & Terminology	5 – 7
Shade Styles, Shade Banding & Lining Options	8 – 10
Size Considerations (Min/Max)	11
General Specifications	12 – 13
Mounting Depth Requirements	14
Railroading & Seaming	15
Options	
Roman Day & Night	16
Valance & Valance Return Options	17 – 18
Side by Side Shades	19
Hardware & Accessories	20 – 21
Available Fabrics	
Roman Shade Fabric List	22 – 25
Roman Day & Night – Rear Roller Shade Fabric List	26 – 29
Fabric Information	31 – 32
Decorative Pillow Covers	33
Product Care	34

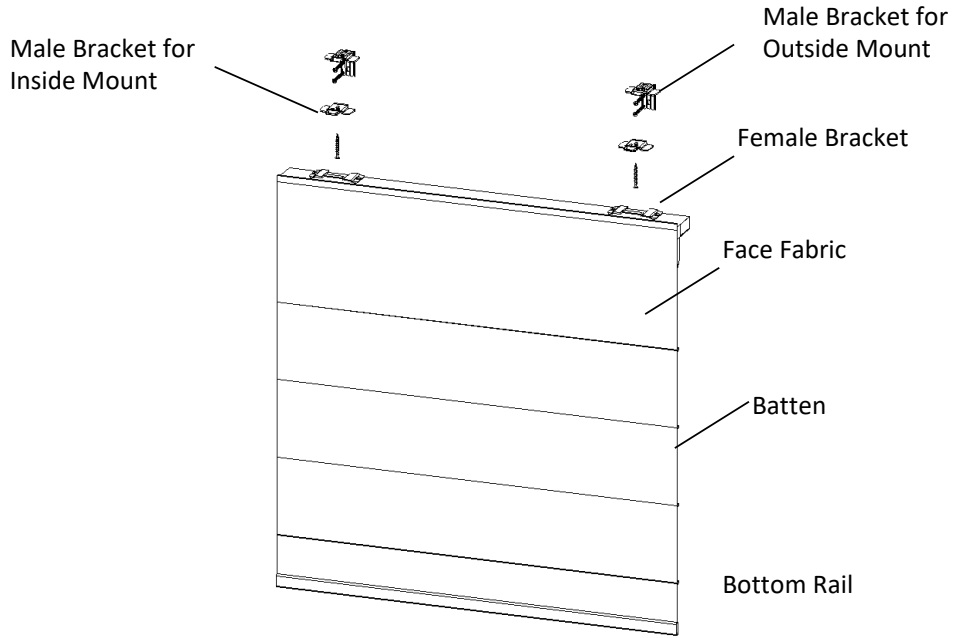
Features & Benefits

- Customize your view with quality, innovation and versatility that makes it a true icon of style.
- A world of fabrics: Handcrafted from the finest quality fabrics, previously available only through custom draperies, from muted grays, pastels and earth tones, to the luminousness of luxury silk, to the latest in heritage-inspired embroidery and weaves.
- Luxury fold options: Choose Flat Fold or a polished look rooted in simplicity, so perfect it harmonizes with virtually any décor. Or choose Soft Fold featuring a distinctive tear drop contour that adds fullness.
- Light Control: Choose from Translucent or Blackout Lining with any fabric for optimal light and privacy control
- Better insulation: The unique system comes with additional lining, working as an extra layer of insulation for your window.
- Various lift systems: Cordless, Continuous Cord Loop and Motorization
- AeroLite™ Cordless Lift System
 - Patented Technology: AeroLite™ cordless lift system enables easy raising and lowering of the shade with ultra-premium cordless control. When raising and lowering, the lift system delivers a smooth experience that's also quieter and more dependable.
 - Easy and intuitive control: To lower, gently pull the concealed shade handle downward to lock it into place. To raise gently pull the handle downward and let the shade rise automatically to the desired position and lock.
 - Convenient and safe: The cord- free design eliminates unsafe and unsightly cords to ensure optimum child and pet safety.

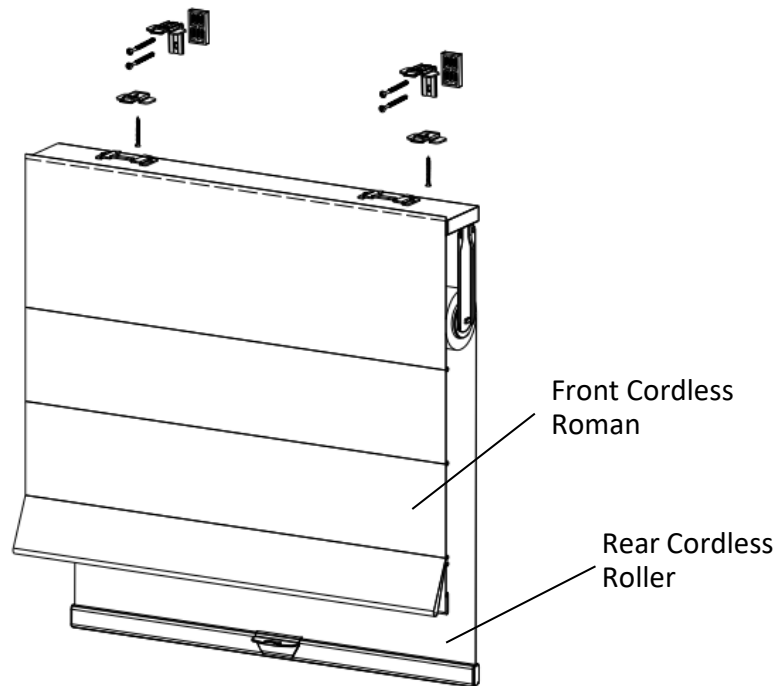
Centerpiece™ Roman Shades

Lift Systems

AeroLite™ Cordless



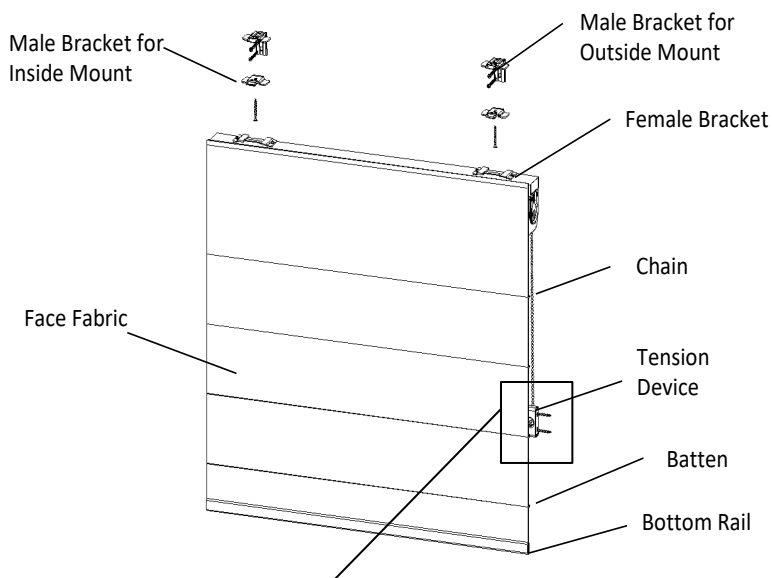
Day & Night™ with Cordless lift



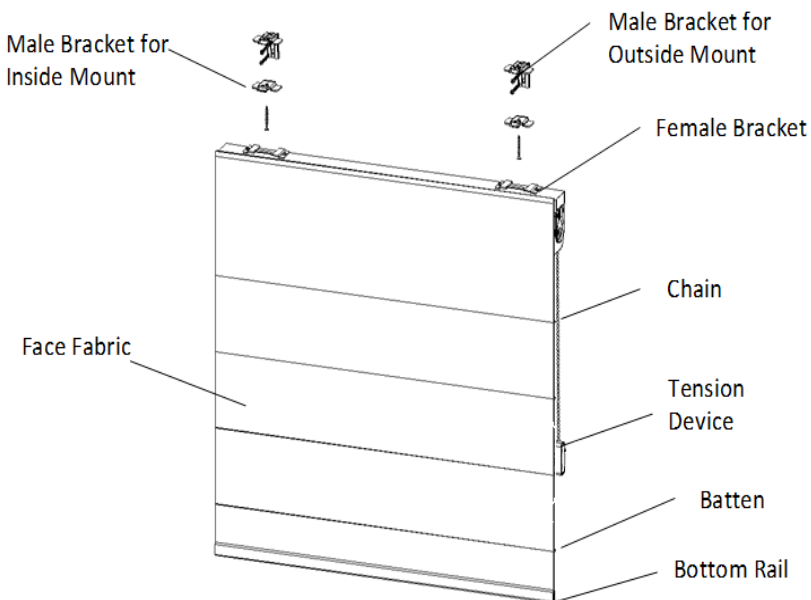
Centerpiece™ Roman Shades

Lift Systems

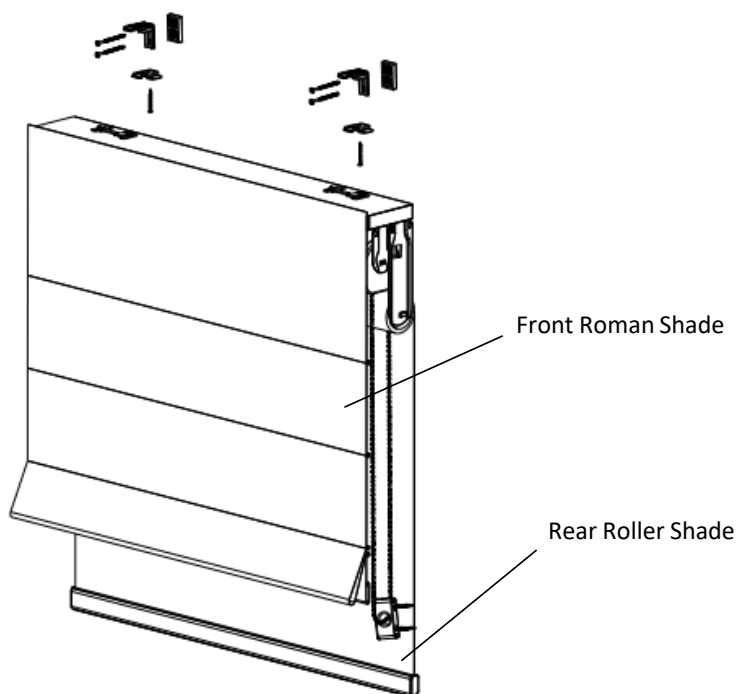
Continuous Cord Loop



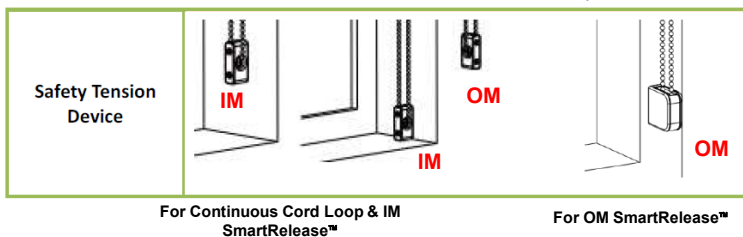
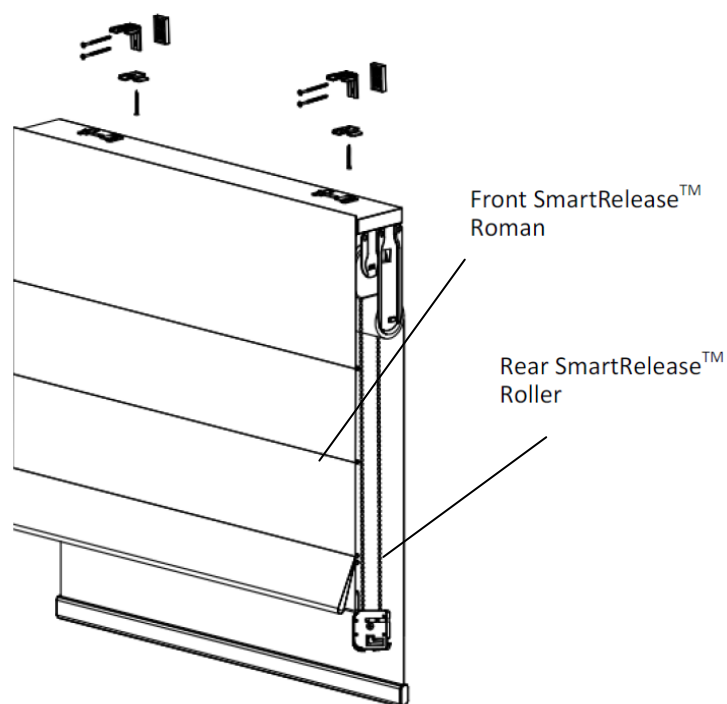
SmartRelease™ Cord Loop



Day & Night™ with Continuous Cord Loop



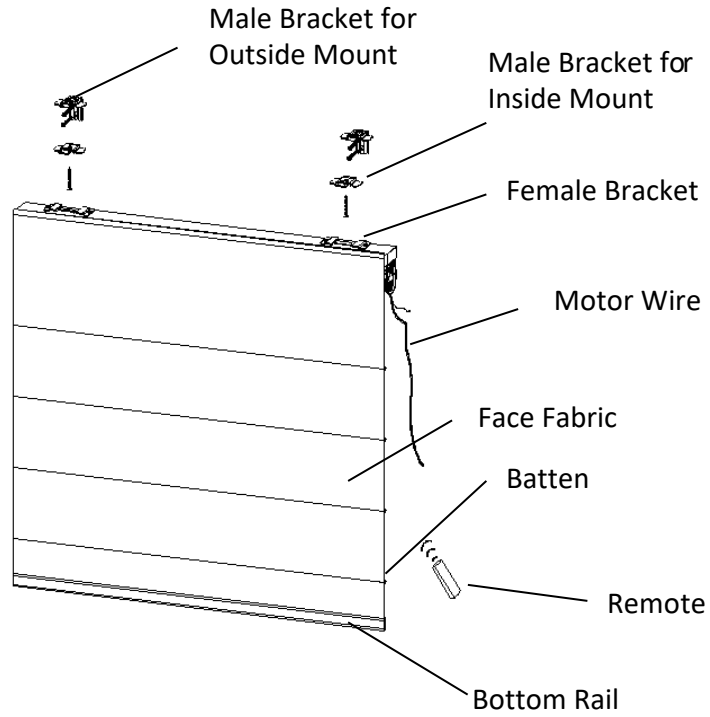
Day & Night™ with SmartRelease™ Cord Loop lift



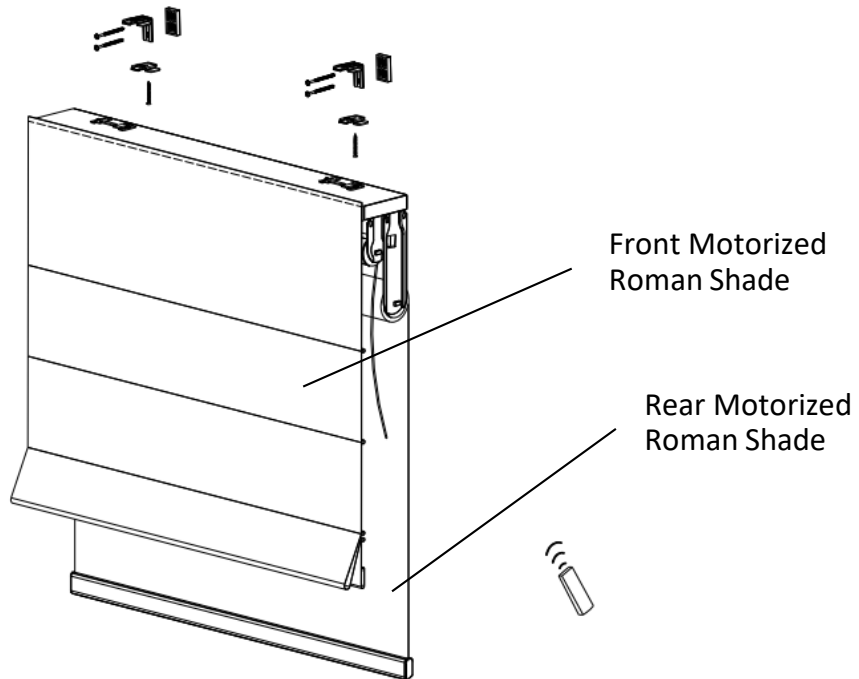
Centerpiece™ Roman Shades

Lift Systems

Motorized



Day & Night™ with Motorized lift



Shade Styles & Banding Options

Shade Styles



Flat Fold without Seams

- Slight light leakage may be seen through pin holes for select fabrics.
- Not available in the Rochelle collection



Flat Fold with Batten Back

- Ideal for room darkening solutions



Soft Fold


- Ideal for room darkening solutions
- Not available in Sheer fabrics

Shade Banding Options, for Flat Fold with Batten Back



Ribbon Banded
Flat Fold with Batten Back

- Available in select fabrics only
- Available in all lift systems; not available in Day & Night applications



Edge Banded
Flat Fold with Batten Back

- Available in select fabrics only
- Available in all lift systems; not available in Day & Night applications

Centerpiece™ Roman Shades

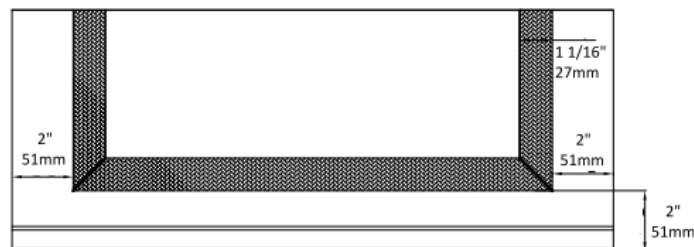
Shade Styles & Banding Options

Ribbon Banded

- Available in all lift systems except for Day & Night applications.
- Only available in Flat Fold with Batten Back (not available in Soft Fold and Flat Fold with no seams)
- Not available with a common valance
- 1 1/16" ribbon decorative tape along the edges at 2"
- Only available in following fabrics:

Available Fabrics

Fabric	Color Code	Color Name	Fabric Width
Taylor AA0305	F0210	Corn Silk White	60"
	F0218	Slate Gray	60"
Ella AB0203	F0175	Washed White	57"
	F0176	Oatmeal	57"
	F0177	Linen	57"
	F0178	Java	57"
	F0179	Graphite	57"



Available Ribbon Decorative Tape Colors


Color Code	Color Name
T001	White
T002	Ivory
T169	Grey Beige
T201	Black
T402	Light Cocoa
T5124	Dusty Grey

Edge Banded

- Available in all lift systems except Day & Night applications
- Only available in Flat Fold with Batten Back (not available in Soft Fold and Flat Fold without seams)
- Border size: 2.5"
- Not available with a common valance
- Only available in the Lakeside collection

Available Fabrics (Lakeside Collection)

Fabric Code	Color Code	Color Name
Lakeside AA0210	F0183	Milk
	F0184	Warm White
	F0185	Pebble
	F0186	Rich Gold
	F0187	Steel Gray
	F0188	Chocolate Brown
	F0189	Loden Green
	F0190	Deep Ocean
	F0191	Claret
	F0192	Jet Black



Shade Styles & Banding Options

Lining Options

All shades must be lined to achieve the desired custom finished look. The two lining options are both white in color with the following transparency options:

- Blackout: 80% Polyester & 20% Cotton
- Translucent: 80% Polyester & 20% Cotton
 - Note: Effective immediately, the translucent liner fabric has changed in composition but not in color.

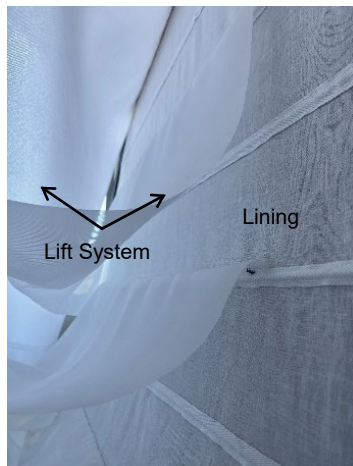


Translucent



Blackout

Please note there is a difference between the lining and the innovative Centerpiece lift system fabric. The lining is sewn directly to the back of the shade fabric while the lift system is the outermost fabric that is attached periodically to the lining to lift the shade onto the accompanying roller. This unique lift system eliminates the need for cords, shrouds, rings or grommets providing a cleaner appearance while being inherently child and pet safe.



Centerpiece™ Roman Shades

Size Considerations (Min/Max)

Lift System	Finished Size				Max Area
	Width		Length		
	Min	Max	Min	Max	
AeroLite™ Cordless	20"	96"	24"	96"	40 FT ²
Continuous Cord Loop	12"	50" for 1½" headrail 96" for 2" headrail	24"	96"	33 FT ² for 1½" headrail 64 FT ² for 2" headrail
SmartRelease™	12"	96"	24"	96"	52 FT ²
Motorization	20"	96"	24"	102"	68 FT ²
Cordless Day & Night	20"	96"	24"	96"	40 FT ²
Continuous Cord Loop Day & Night	12"	96"	24"	96"	64 FT ²
SmartRelease™ Day & Night	12"	96"	24"	96"	52 FT ²
Motorization Day & Night	20"	96"	24"	102"	68 FT ²

- All shades must meet the max area limitations.
- Day & Night shades cannot exceed length to width ratio of 3:1, due to telescoping.
- Headrail size:
 - For widths over 50", the 2" headrail will be used.
 - For side by side windows, all shades would be considered large. Therefore, the 2" headrail will be used on all shades.
- Railroading & Seaming:
 - See the complete [fabric list](#) for max fabric width and railroad & seam availability by the fabric.
 - If no Vertical Seams are desired, please refer to the following shade width limitations.

Max shade width <u>without</u> seams	AeroLite Cordless	Cordless Day/Night	Continuous Cord Loop, Continuous Cord Loop Day & Night, SmartRelease, SmartRelease Day & Night, Motorized, Motorized Day & Night
Flat Fold without Seams	Fabric width – 8 3/8"	Fabric width – 9 1/8"	Fabric width – 5 3/4"
Flat Fold with Batten Back (Sheer fabrics only)	Fabric width – 3 1/2"		
Flat Fold with Batten Back	Fabric width – 1 15/16"		
Soft fold	Fabric width – 2 7/16"		

- When railroaded, F0031 Black Gingham in the Lorraine collection cannot be seamed horizontally and will be limited to the following max heights.

Fabric Exception	Shade Style	Max Shade Height after Railroaded
F0031 Black Gingham, Lorraine AB0103	Flat Fold with Batten Back	36"
	Soft Fold	26"



Centerpiece™ Roman Shades

General Specifications

Size Definition & Deductions

- Finished Shade Size
 - IB: Ordered Width - 3/8"
 - OB: Ordered Width
- Shade allowance: Width = +/- 1/4"; Length = 0" to + 1/2"
- IB deduction for shades under a common valance:
 - Shade width = order width - 3/16" for each shade

Fabric Stack Heights & Fold Count

Flat Fold		Soft Fold	
Shade Height	Stack Height	Shade Height	Stack Height
24" to 28 5/16"	9 1/2"	24" to 28 7/8"	9 1/2"
28 3/8" to 44 5/16"	11 1/8"	29" to 44 7/8"	10 3/4"
44 3/8" to 64 5/16"	12 1/2"	45" to 64 7/8"	12 1/4"
64 3/8" to 102"	14"	65" to 102"	13 3/4"

Shade Height	Soft Fold Count
Up to 36"	3.5
36 1/8" to 76"	5.5
76 1/8" to 88"	6.5
88 1/8" to 100"	7.5
100 1/8" to 102"	8.5

Continuous Cord Loop & SmartRelease™ Chain

- Control location:
 - Default: Right
 - Optional: Left
- Chain options:
 - Standard: plastic (white, ivory, black)
 - Upgrade: stainless steel (with surcharge)

	Order Length (Y)	Continuous Cord Loop (Chain Length)	SmartRelease™ (Chain Length)	
			Plastic Chain	Stainless Steel Chain
Default	12" ≤ Y ≤ 30"	Order height - 3"	16"	16"
	30" < Y ≤ 42"		24"	24"
	42" < Y ≤ 54"		36"	36"
	54" < Y ≤ 66"		48"	48"
	66" < Y ≤ 90"		60"	60"
	Y > 90"		84"	84"
Optional		For both plastic and stainless steel chain: Custom length available as long as it is no shorter than default.	Optional lengths: 16"/24"/36"/48"/60"/84"	Custom length is available, as long as the length is 12" or longer.




- Chain length is measured from the top of the headrail to the bottom of the tension device.
- Chain length tolerance: 0~ + 1 9/16"



General Specifications

Motorization

- Radio frequency technology allows you to operate from virtually anywhere in the room.
- Operate multiple shades simultaneously or individually
- Available in single shade & Day & Night
- Low voltage motorization; no costly electrical hard-wiring
- Easy to program, with an easy to use 15-channel remote control
- Each shade must be assigned to its own channel
- Two power sources to choose from– battery wand and plug in AC
- Motor default on the right side of the shade. Optional: left

Motor/Remote	Specifications	
25 CE	<ul style="list-style-type: none"> • Used with battery wand (require 8 AA batteries/batteries not included) • Length of power cord is 12"; no plug • extension cord available in 2 lengths: 48", 96" 	
25 TE	<ul style="list-style-type: none"> • Operating voltage: 110 to 240V • Power cord: available in 118" • With plug only 	
15- channel remote control	<ul style="list-style-type: none"> • Each remote operates up 15 channels (15 Shades) • Preprogrammed at the factory • "0" channel is the default setting • Require 1 Lithium cell battery (CR 2450 (3V)); batteries are not included 	

Centerpiece™ Roman Shades

Mounting Depth Illustrations

System	Mount Type	Min. Mounting Depth	
Cordless Motorized Continuous Cord Loop with 1 ½" headrail	Semi-IB	1 ¼"	
	Flush IB	1 ¾"	
Continuous Cord Loop with 2" headrail SmartRelease™	Semi-IB	1 7/8"	
	Flush IB	2 5/8"	
Cordless Day & Night & Motorized Day & Night	Semi-IB	1 5/8"	
	Flush IB	2 ¾"	
Day & Night in Continuous Cord Loop SmartRelease™ Day & Night	Semi-IB	1 7/8"	
	Flush IB	2 15/16"	

Railroading & Seaming

Please refer to the [fabric list](#) for railroad and seaming availability by the fabric.

Railroading


Some fabrics can be turned 90° clockwise (width for height) to accommodate wider windows. Once railroaded, the shade will be horizontally seamed to reach the desired ordered height. Horizontal seams are not as visible as they are made at the battens of a Flat Fold with Batten Back shade and at the sewing lines of a Soft Fold shade.

Exceptions:

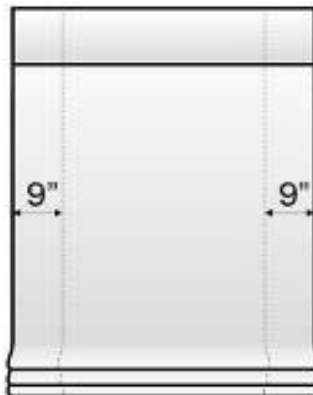
1. Railroading is limited to Flat Fold with Batten Back and Soft Fold only.
2. Horizontal seaming is not available for Black Gingham F0031 in the Lorraine AB0103 collection. Special max shade height for this fabric can be found on the Size Considerations page.

Seaming (Vertical)

- When railroading is not available in select fabrics, vertical fabric panels will be joined together to reach the ordered width.
- The fabric panels on either ends will be a minimum of 9" in width, with the center panel varying in width based on the ordered width. This includes the valance, if a valance is specified.

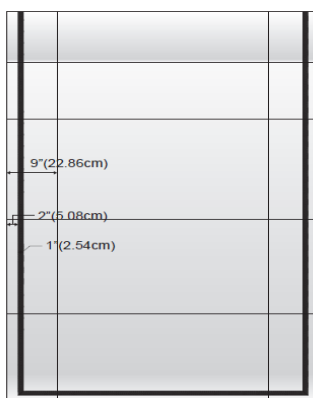


Shade with seams, no valance



Shade with seams with valance

- Note: For fabric AB0203 Ella when Ribbon Banded, shade widths above 55" will be seamed due to the fabric width limitation. The side panels will be 9" on each side, with the center panel varying in width. The ribbon will run 2" along the edges, which will be on the added 9" seam panels.



Centerpiece™ Roman Shades

Day & Night Shades

- Available in Cordless, Continuous Cord loop, SmartRelease™ and Motorization lift systems
- Fabric options:
 - Front shade: select any current fabric from the Roman Shade Fabric Collection
 - Rear shade: select any current Soluna™ Roller shade fabric collection, except for the following:
 - Not available in A400 (1%), A400 (3%), Aruba, Bali and Samoa fabric collections
 - [See complete roller fabric availability.](#)
- Control/Motor Positions are not optional

Control Position:

Continuous Cord & SmartRelease:

Both front roman shade and rear roller shades are with continuous cord system

Control Position		
	Front Roman	Rear Roller
Default	Right	Left

Motor Position:

Motorized Day & Night:

Both front roman shade and rear roller shades are motorized

Motor Position		
	Front Roman	Rear Roller
Default	Right	Left

Hem Bar Options:

For the Rear (Roller) shade, choose from a Plain bottom rail (Standard), or a Fabric-Wrapped bottom rail (Optional).



Plain bottom rail hem bar

FRONT –
wrapped with fabric



BACK –
plain




Fabric-wrapped bottom rail hem bar

Centerpiece™ Roman Shades

Valance & Valance Return Options

- No Valance (Standard)
- Valance (Optional)

(Flat Folds)



No Valance

Valance

(Soft Fold)



No Valance

Valance*

- Valance height:
 - **Flat fold styles:** varies depending on the shade height (see chart to the right)
 - ***Soft fold style:** standard height; same height as the first fold

Shade Height	Valance Height
24" to 36"	6" to 7.6"
36 1/8" to 48"	6.8" to 8"
48 1/8" to 60"	7.7" to 8.6"
60 1/8" to 73"	8.2" to 9.3"
73 1/8" to 88"	8.7" to 9.8"
88 1/8" to 102"	8.7" to 9.6"

Note: Applies to flat fold only


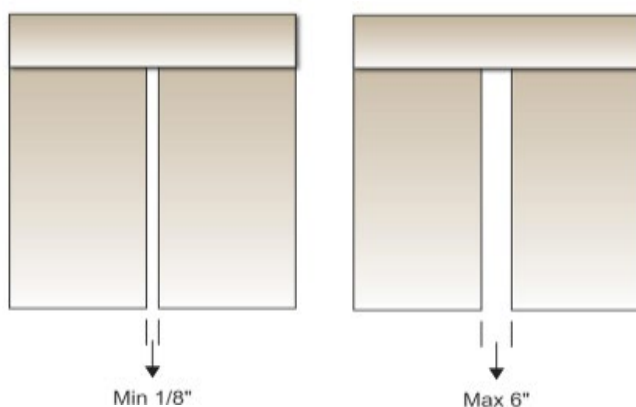
Valance & Valance Return Options				
Default	Optional			
IM & OM	Inside Mount		Outside Mount	
No Valance and No Returns				
	Valance with wrapped returns	Valance with no valance returns	Valance with pleated returns	Wrapped returns only; no valance

*Side by Side: In order to match Side by Side shades, all shades must have the same valance and valance return type selected.

Valance & Valance Return Options

Common Valance

- 2 headrails under a shared valance
- Both shades must have the same height
- There is a minimum gap of 1/8" between shades. A maximum gap of 6" can be requested.
- Overall max width: 144"
- Not available for shades with banding options (Ribbon Banding and Edge Banding)



Seamed Valance


Note: When the valance width exceeds the fabric width, the valance will be seamed along the edge of the left shade.

Centerpiece™ Roman Shades

Side By Side Roman Shades

Side by Side shades will match the batten seams, starting from the top of the shades and continuing down to the bottom of the shortest shade within the order*. Must be ordered at the same time and criteria must be identical in:

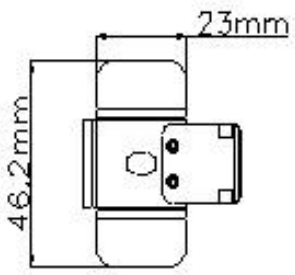
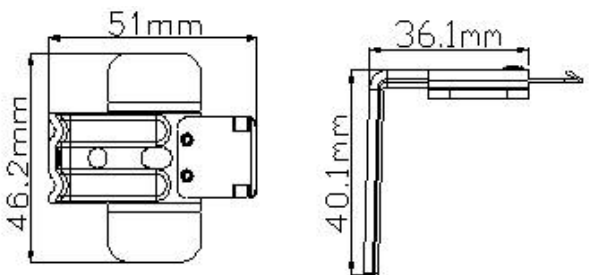
- Room
 - Lift system
 - Mount type
 - Shade style & shade banding
 - Fabric color & lining
 - Valance type & valance return type
- Not available for Flat Fold without Seams.
 - Side by side seam alignment will be within a 1/8" tolerance.
 - We can't guarantee the battens will align unless side by side is selected.
 - If the side by side option is not selected, even if order details are identical/or if ordered at different times, the tolerance is 7/16".



*Example: If multiple shades as a side by side have different order heights, the battens will align up to the end of the shortest shade. Subsequently, the remaining length on the longer shades would be adjusted within the last 1-2 panels. This means when the shades are fully raised, fabric stacks may appear slightly different.

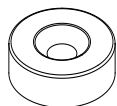
Hardware & Accessories

Bracket Dimensions

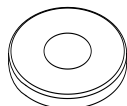
<p>Bracket for Inside Mount</p>	
<p>Bracket for Outside Mount</p>	

Magnetic Hold-Down

- For Dual Roman Shades, the magnet will be pre-installed at the factory on the bottom bar of the rear shade.
- The magnet catch, which needs to be installed at the job site, can be found in the hardware box.
- Available for IM and OM
- Not recommended for metal door applications



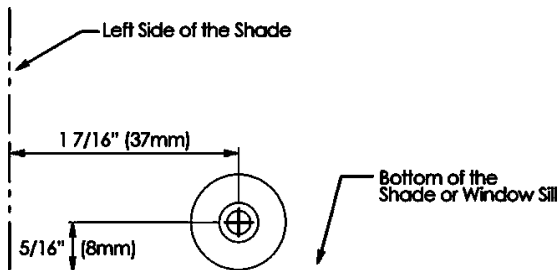

Magnet



Magnet Catch

Available colors for Magnet Catch

- Nickel-Plated (Default)
- (Optional) Pure White, Silk White, Bisque, Pearl, Bright Brass, Antique Brass, Black, Crisp Linen, String, Sea Mist, Stone Gray, Brown Gray, Taupe Gray

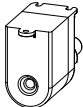
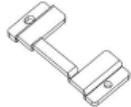


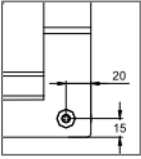
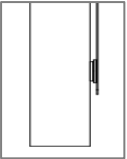


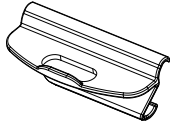




Allow extra wall space for installation of the magnet catch:

- 1 7/16" from the side edge of the shade
- 5/16" from the bottom edge of the shade or window sill

Centerpiece™ Roman Shades





Hardware & Accessories

Item	Drawing	Item	Drawing
Spring Box for Roman		Female Bracket	
Male Bracket (Inside Mount)		Male Bracket for Cordless (Outside Mount)	
Magnetic Hold Down (Optional)	  Front View Side View	Male Bracket for Cordless Day & Night (Outside Mount)	
Cordless Pole (Optional) 36" & 60" Max 2 poles per shade		Handle for Rear Roller of Cordless D&N	
Pole attachment only Max 2 per shade	 Screw-on design; compatible with most screw tip poles	Space Block (Optional for Outside mount)	 Note: 10mm thickness for one, 18mm thickness for two

Centerpiece™ Roman Shades

Fabric List

Sheer & Semi-Opaque





Collection Name	Fabric Code	Color Code	Color Name	Price Group	Composition	Fabric Width	Railroading 	Seam 	Decorative Pillow 	Iron Instructions 
Sheer	AC0402	F1084	Dim Gray	1	100% Polyester	110"	No	No	No	Do Not Iron
	AC0402	F1085	Dim Ecru	1	100% Polyester	110"	No	No	No	Do Not Iron
	AC0401	F1082	Corn White	2	68% Polyester 32% Cotton	110"	No	No	Yes	Do Not Iron
	AC0401	F1083	Sea Green	2	68% Polyester 32% Cotton	110"	No	No	No	Do Not Iron
Valencia	AA0217	F0255	Greige	1	43% Cotton 57%Polyester	57"	Yes	Yes	Yes	Iron, Low
	AB0202	F0145	Rich Wheat	2	31% Linen 27%Polyester 25% Cotton 17% Rayon	55"	Yes	Yes	Yes	Do Not Iron
Blake	AA0211	F0243	Brown	3	69%Polyester 31%Linen	124"	No	No	Yes	Iron, Low
	AA0214	F0246	Warm Sand	3	67% Polyester 25% Linen 8% Cotton	124"	No	No	No	Iron, Low
	AA0215	F0247	Dark Slate	3	90%Polyester 10%Linen	124"	No	No	No	Iron, Low
Rochelle	AB0301	F0223	Pearl	3	100% Silk	55"	Yes	Yes	Yes	Do Not Iron
	AB0301	F0224	Vanilla	3	100% Silk	55"	Yes	Yes	Yes	Do Not Iron
	AB0301	F0227	Copper	3	100% Silk	55"	Yes	Yes	Yes	Do Not Iron
	AB0301	F0228	French Roast	3	100% Silk	55"	Yes	Yes	Yes	Do Not Iron
Windsor	AA0306	F0229	Pearl White	2	100% Polyester	60"	Yes	Yes	Yes	Iron, Low
	AA0306	F0233	Toast	2	100% Polyester	60"	Yes	Yes	Yes	Iron, Low
	AA0306	F0232	Earth	2	100% Polyester	60"	Yes	Yes	Yes	Iron, Low
	AA0306	F0231	Smoke	2	100% Polyester	60"	Yes	Yes	Yes	Iron, Low
	AA0306	F0234	Tarmac	2	100% Polyester	60"	Yes	Yes	Yes	Iron, Low
	AA0306	F0230	Neutral Gray	2	100% Polyester	60"	Yes	Yes	Yes	Iron, Low
Lakeside	AA0210	F0183	Milk	2	54%Linen 46% Cotton	53"	Yes	Yes	Yes	Do Not Iron
	AA0210	F0184	Warm White	2	54%Linen 46% Cotton	53"	Yes	Yes	Yes	Do Not Iron
	AA0210	F0185	Pebble	2	54%Linen 46% Cotton	53"	Yes	Yes	Yes	Do Not Iron
	AA0210	F0186	Rich Gold	2	54%Linen 46% Cotton	53"	Yes	Yes	Yes	Do Not Iron
	AA0210	F0189	Loden Green	2	54%Linen 46% Cotton	53"	Yes	Yes	Yes	Do Not Iron
	AA0210	F0191	Claret	2	54%Linen 46% Cotton	53"	Yes	Yes	Yes	Do Not Iron
	AA0210	F0190	Deep Ocean	2	54%Linen 46% Cotton	53"	Yes	Yes	Yes	Do Not Iron
	AA0210	F0188	Chocolate Brown	2	54%Linen 46% Cotton	53"	Yes	Yes	Yes	Do Not Iron
	AA0210	F0187	Steel Gray	2	54%Linen 46% Cotton	53"	Yes	Yes	Yes	Do Not Iron
	AA0210	F0192	Jet Black	2	54%Linen 46% Cotton	53"	Yes	Yes	Yes	Do Not Iron



Centerpiece™ Roman Shades

Fabric List

Opaque





Collection Name	Fabric Code	Color Code	Color Name	Price Group	Composition	Fabric Width	Rail-roading 	Seam 	Pillow 	Iron Instructions 
Lorraine	AB0204	F0193	Vanilla Ice	2	63% Cotton 37%Polyester	60"	Yes	Yes	Yes	Iron, Medium
	AB0204	F0194	Sand	2	63% Cotton 37%Polyester	60"	Yes	Yes	Yes	Iron, Medium
	AB0204	F0195	Espresso	2	63% Cotton 37%Polyester	60"	Yes	Yes	Yes	Iron, Medium
	AB0204	F0196	Sedona Sage	2	63% Cotton 37%Polyester	60"	Yes	Yes	Yes	Iron, Medium
	AB0103	F0031	Black Gingham	2	100% Cotton	56"	Yes	No	Yes	Do Not Iron
	AA0201	F0058	Seal Brown	2	31% Cotton 69% Polyester	58"	Yes	Yes	Yes	Iron, Low
Seabreeze	AA0307	F0235	Egret	2	100% Polyester	60"	Yes	Yes	Yes	Iron, Low
	AA0307	F0236	Rich Cream	2	100% Polyester	60"	Yes	Yes	Yes	Iron, Low
	AA0307	F0239	Tapestry Gold	2	100% Polyester	60"	Yes	Yes	Yes	Iron, Low
	AA0307	F0237	Silver Sage	2	100% Polyester	60"	Yes	Yes	Yes	Iron, Low
	AA0307	F0238	Ebony	2	100% Polyester	60"	Yes	Yes	Yes	Iron, Low
Ella	AB0203	F0175	Washed White	2	78% Polyester 20% Rayon 2% Linen	56'	No	Yes	Yes	Iron, Low
	AB0203	F0176	Oatmeal	2	78% Polyester 20% Rayon 2% Linen	56'	No	Yes	Yes	Iron, Low
	AB0203	F0177	Linen	2	78% Polyester 20% Rayon 2% Linen	56'	No	Yes	Yes	Iron, Low
	AB0203	F0180	Old Gold	2	78% Polyester 20% Rayon 2% Linen	56'	No	Yes	Yes	Iron, Low
	AB0203	F0181	Spa	2	78% Polyester 20% Rayon 2% Linen	56'	No	Yes	Yes	Iron, Low
	AB0203	F0182	Spice	2	78% Polyester 20% Rayon 2% Linen	56'	No	Yes	Yes	Iron, Low
	AB0203	F0178	Java	2	78% Polyester 20% Rayon 2% Linen	56'	No	Yes	Yes	Iron, Low
	AB0203	F0179	Graphite	2	78% Polyester 20% Rayon 2% Linen	56'	No	Yes	Yes	Iron, Low



Centerpiece™ Roman Shades

Fabric List

Opaque (Cont.)

Collection Name	Fabric Code	Color Code	Color Name	Price Group	Composition	Fabric Width	Rail-roading 	Seam 	Pillow 	Iron Instructions 
Taylor	AA0305	F0210	Corn Silk White	2	100% Polyester	60"	Yes	Yes	Yes	Iron, Medium
	AA0305	F0211	Khaki	2	100% Polyester	60"	Yes	Yes	Yes	Iron, Medium
	AA0305	F0214	Sky Blue	2	100% Polyester	60"	Yes	Yes	Yes	Iron, Medium
	AA0305	F0215	Olive	2	100% Polyester	60"	Yes	Yes	Yes	Iron, Medium
	AA0305	F0216	Olivine	2	100% Polyester	60"	Yes	Yes	Yes	Iron, Medium
	AA0305	F0221	Orange Spice	2	100% Polyester	60"	Yes	Yes	Yes	Iron, Medium
	AA0305	F0219	Puce	2	100% Polyester	60"	Yes	Yes	Yes	Iron, Medium
	AA0305	F0220	Tango Red	2	100% Polyester	60"	Yes	Yes	Yes	Iron, Medium
	AA0305	F0261	Navy	2	100% Polyester	60"	Yes	Yes	Yes	Iron, Medium
	AA0305	F0218	Slategray	2	100% Polyester	60"	Yes	Yes	Yes	Iron, Medium
	AA0305	F0217	India Ink	2	100% Polyester	60"	Yes	Yes	Yes	Iron, Medium
	Libeco™ Belgian Linen	AA0902	F1054	Oyster 0021	3	100% Linen	114"	No	Yes	Yes
AA0902		F1056	Oatmeal 0003	3	100% Linen	114"	No	Yes	Yes	Do Not Iron
AA0902		F1057	Champagne 2598	3	100% Linen	114"	No	Yes	Yes	Do Not Iron
AA0902		F1058	Gray 3232	3	100% Linen	114"	No	Yes	Yes	Do Not Iron
AA0902		F1055	Flax 0024	3	100% Linen	114"	No	Yes	Yes	Do Not Iron
AA0901		F1049	Optic White 0020 **	3	100% Linen	54"	Yes	Yes	Yes	Do Not Iron
AA0901		F1050	Pewter 8027	3	100% Linen	54"	Yes	Yes	Yes	Do Not Iron
AA0901		F1052	Silver 8045 **	3	100% Linen	54"	Yes	Yes	Yes	Do Not Iron
AA0901		F1053	Shale 8046	3	100% Linen	54"	Yes	Yes	Yes	Do Not Iron
AA0901		F1051	Warm Gray 8029	3	100% Linen	54"	Yes	Yes	Yes	Do Not Iron
AB0704		F1061	Sag Harbor 0006 *	3	100% Linen	102"	No	Yes	Yes	Do Not Iron
AB0702		F1059	Oxford Stripe 0010	3	100% Linen	54"	No	Yes	Yes	Do Not Iron

- AB0704 F1061 Sag Harbor 0006 is not available in Flat Fold without Seams
- ** Optic White 0020 & Silver 8045 are currently unavailable.

Currently Unavailable Fabrics:





- F1049 Optic White 0020, Libeco
- F1052 Silver 8045, Libeco



Centerpiece™ Roman Shades

Fabric List

Custom Options (Opaque Fabrics)

Collection Name	Fabric Code	Color Code	Color Name	Price Group	Composition	Fabric Width	Rail-roading 	Seam 	Pillow 	Iron Instructions 
Solids	AA0802	F1069	Linen White	2	95% Polyester 5% Linen	110"	Yes	Yes	Yes	Do Not Iron
	AA0320	F1066	Mint White	3	100% Polyester	60"	Yes	Yes	Yes	Do Not Iron
	AA0320	F1065	Silver Gray	3	100% Polyester	60"	Yes	Yes	Yes	Do Not Iron
	AA0320 / AB0320	F1067	Taupe	3	100% Polyester	60"	Yes	Yes	Yes	Do Not Iron
	AA0320	F1068	Graphite Gray	3	100% Polyester	60"	Yes	Yes	Yes	Do Not Iron
	AA0319	F1064	Anti White	3	100% Polyester	60"	Yes	Yes	Yes	Do Not Iron
	AA0319	F1062	Khaki	3	100% Polyester	60"	Yes	Yes	Yes	Do Not Iron
	AA0319	F1063	Slate Gray	3	100% Polyester	60"	Yes	Yes	Yes	Do Not Iron
Patterns	AB0635	F1073	Sky Blue	2	85% Polyester 15% Rayon	110"	No	No	Yes	Do Not Iron
	AB0635	F1075	Cadet Gray	2	85% Polyester 15% Rayon	110"	No	No	Yes	Do Not Iron
	AB0635	F1072	Olive Green	2	85% Polyester 15% Rayon	110"	No	No	Yes	Do Not Iron
	AB0635	F1074	Camel	2	85% Polyester 15% Rayon	110"	No	No	Yes	Do Not Iron
	AB0636	F1076	Cosmic Latte	2	85% Polyester 15% Rayon	110"	No	No	Yes	Do Not Iron
	AB0636	F1078	Ash Gray	2	85% Polyester 15% Rayon	110"	No	No	Yes	Do Not Iron
	AB0636	F1079	Dark Cerulean	2	85% Polyester 15% Rayon	110"	No	No	Yes	Do Not Iron
	AB0636	F1077	Charcoal	2	85% Polyester 15% Rayon	110"	No	No	Yes	Do Not Iron
	AB0637	F1080	Snow White	2	100% Polyester	110"	No	No	Yes	Do Not Iron
	AB0637	F1081	Field Drab	2	100% Polyester	110"	No	No	Yes	Do Not Iron
	AB0637	F1101	Moss Green	2	100% Polyester	110"	No	No	Yes	Do Not Iron
	AB0634	F1071	Woolen White	2	70% Polyester 30% Rayon	110"	No	No	Yes	Do Not Iron
	AB0634	F1070	Woolen Gray	2	70% Polyester 30% Rayon	110"	No	No	Yes	Do Not Iron

Fabric Notes:

- When selecting sheer fabrics, blackout lining is recommended for AeroLite Cordless, Continuous cord loop, Motorization, and Day & Night. Translucent lining can be specified as an option- when specified as such, the concealment flap will be lined with blackout lining.
- Fabric by the yard is available for Roman fabrics. (Max 10 yards) Please refer to the appendix in the Retail Guide for pricing.
- Sheer fabrics are not available in Soft Fold shades.
- 100% silk fabrics (Rochelle collection) are not available in Flat Fold without Seams.

Discontinued Roman Fabrics:

- **F0259 Quarry**, Sheer Elegance AA0309
- **F0258 Almond Oil**, Sheer Elegance AA0309
- **F0242 Bright White**, Blake AA0211
- **F0244 Sparkle**, Blake AA0211
- **F0222 Gold**, Rochelle AB0301
- **F0256 Cream**, Taylor AA0110
- **F0213 Butter**, Taylor AA0305
- **F0241 Nature**, Blake AA0211
- **F0248 Wispy Stripe**, Blake AA0216
- **F0226 Old Silver**, Rochelle AB0301
- **F0240 Pure White**, Blake AA0211
- **F0257 White**, Sheer Elegance AA0308
- **F0212 Wheat**, Taylor AA0305
- **F0139 Natural White**, Valencia AA0501



Centerpiece™ Roman Shades

Roman Day & Night – Roller Fabric List

Light Filtering Sheer & Natural Fabrics

Fabric List				Max Width	Material
Collection Name	Fabric Code	Color Code	Color Name		
Sheer	AB0632	F0908	Linen Weave	110"	100% Polyester
	AB0616	F0836	Pumpkin	106"	100% Polyester
F0838		Onyx			
Dazzle	AA0353	F1538	Soft White	110"	100% Polyester
		F1539	Eggshell		
		F1540	Pewter Green		
		F1541	Charcoal		
		F1542	Ink		
Caroline	AB0608	F0867	White sand	96"	22% Polyester, 61% Paper, 17% Jute
Phuket	A90103	F0656	Snow White	96"	82% Paper, 18% Polyester
		F0657	Honey		
		F0659	Black Olive		
		F0660	Grey Fog		
		F0661	Dust		
		F0868	Dough		
Bora Bora	A90104	F0662	Seashell White	96"	82% Paper, 18% Polyester
		F0663	Straw		
		F0869	Cinnamon		
Sumatra	AB0605	F0854	Fog	96"	22% Polyester, 78% Paper
Java	AB0609	F0856	Raffia	78"	9% Polyester, 91% Paper
		F0857	Haystack		
		F0858	Natural		
		F0859	Sage		
		F1562	Toasted Brown		
Riviera	AB0651	F1290	Frost	94.5"	Paper 84% Polyester 16%
		F1291	Sugar Cane		
		F1292	Honey		
		F1293	Metal		

Centerpiece™ Roman Shades

Roman Day & Night – Roller Fabric List

Light Filtering Designer Fabrics

Fabric List				Max Width	Material	
Collection Name	Fabric Code	Color Code	Color Name			
Kendra	AB0619	F0890	LF Foliage	106"	100% Polyester	
Francis	AB0615	F0883	Brownie	106"	100% Polyester	
		F0876	Pearl	110"		
		F0877	Barley			
		F0878	Sandstone			
		F0879	Toast			
		F0882	Espresso			
		F0884	Oatmeal			
		F0885	Doe			
		F0886	Shale			
		F0887	Jet			
		Breeze	AB0631			F0888
F0889	Denim					
F0891	Linen Flax					
F0892	Linen Sand					
F0893	Linen Natural					
F0894	Linen Khaki					
F0895	Linen Dune					
Clarissa	AB0629	F0896	Linen Graphite	110"	100% Polyester	
		F0927	Linen Almond Milk			
		F0870	Wheat			
	AB0630	F0871	Platinum			
		F0872	Tobacco Brown			
		F0873	Sable Brown			
Hayes	AA0318	F0874	Burlap	106"	100% Polyester	
		F0928	Porcelain			
		F0747	Maple			
		F0748	Hickory			
Valerie	AA0317	F0749	Birch	106"	100% Polyester	
		F0751	Mahogany			
		F0738	Moonscape			
		F0739	Cove			
		F0740	Dolphin			
		F0741	Pomegranate			
Emery	AB0604	F0742	Sapphire	110"	100% Polyester	
		F0743	Silhouette			
		F0752	Daylight			
		F0753	Creamy			
		F0754	Khaki			
Brook	AB0638	F1560	Chiffon	110"	100% Polyester	
		F1561	Maize			
		F1120	Pewter			
		F1121	Egret			
		F1122	Smoke			
F1123	Beige					
F1157	Latte					



Centerpiece™ Roman Shades

Roman Day & Night – Roller Fabric List

Light Filtering Designer Fabrics (Cont.)

Fabric List				Max Width	Material
Collection Name	Fabric Code	Color Code	Color Name		
Chelsea	AA0342	F1445	Snow	110"	100% Polyester
		F1446	Cream		
		F1447	Natural		
		F1448	Stone		
		F1449	Caviar		
Sierra	AA0343	F1450	Snow	110"	100% Polyester
		F1451	Cream		
		F1452	Natural		
		F1453	Stone		
Shimmer	AB0664	F1433	Snow	110"	100% Polyester
		F1434	Warm Beige		
		F1435	Champagne		
		F1436	Goldmine		
		F1437	Starry Night		
		F1438	Silver		
		F1439	Pewter		
Amelia	AA0346	F1484	Mist Gray	118"	100% Polyester
		F1485	Heather Gray		
		F1486	Heather Charcoal		
		F1487	Heather Smoke		
Lola LF	AA0354	F1551	Porcelain	118"	100% Polyester
		F1552	Almond		
		F1553	Light Khaki		
		F1554	Wheat		
		F1555	Platinum		
		F1556	Cement		
		F1557	Pewter		
		F1558	Iron		
F1559	Indigo				

Room Darkening Fabrics

Fabric List				Max Width	Material
Collection Name	Fabric Code	Color Code	Color Name		
Garden	AB0653	F0853	RD Foliage	118"	100% Polyester
		F1514	Winter White		
		F1515	Ecru		
		F1516	Cinnamon		
		F1517	Forest		
		F1518	Midnight		
Luxe	AB0610	F0818	Flint	94.5"	100% Polyester
Cambria	AB0625	F0850	Ivory	118"	100% Polyester with foam backing
		F0851	Parchment		
		F0852	Jet		



Centerpiece™ Roman Shades

Roman Day & Night – Roller Fabric List

Room Darkening Fabrics

Fabric List				Max Width	Material
Collection Name	Fabric Code	Color Code	Color Name		
Jewel	AA0314	F0652	Sugar Peach	118"	100% Polyester
Glamour	AB0626	F0841	Persimmon	118"	100% Polyester with foam backing
		F0842	Limelight		
		F0844	Aquamarine		
		F0845	North Sea		
		F0846	Rose		
		F0848	Violet		
		F1108	White		
		F1109	Stone Gray		
		F1110	Broken White		
		F1111	Cloudy Gray		
		F1112	Gray		
		F1113	Anthracite Gray		
Maui	AB0614	F0830	Almond	110"	80% Polyester, 20% Linen
Jamaica	AB0613	F0827	Latte	94.5"	100% Polyester
		F0828	Crystal		
		F0829	Biscuit		
Bermuda	AB0612	F0831	Mushroom	94.5"	100% Polyester
		F0832	Cocoa		
		F0834	Charcoal		
Fiji	AB0611	F0822	Pure White	90"	100% Polyester
		F0823	Cream/Ash		
		F0824	Flax/Brown		
		F0825	Chocolate/Cream		
		F0826	Charcoal/Brown		
Bridget	AA0303	F1030	Cream	110"	100% Polyester with foam backing
	AA0303	F1041	Latte		
Lola BO	AA0344	F1455	Porcelain	118"	100% Polyester
		F1456	Almond		
		F1457	Light Khaki		
		F1458	Wheat		
		F1459	Platinum		
		F1460	Cement		
		F1461	Pewter		
		F1462	Iron		
		F1463	Indigo		
Clarissa RD	AB0668	F1532	Powder	118"	100% Polyester
		F1533	Steel		
		F1534	Silver Satin		
		F1535	Golden Straw		
		F1536	Coffee Bean		
		F1550	Coal		
Summerland	AB0666	F1510	Pearl	118"	90% Polyester, 10% Linen
		F1511	Maize		
		F1512	Sterling		



Centerpiece™ Roman Shades

Roman Day & Night – Roller Fabric List

Solar Screens

Fabric List				Max Width	Material
Collection Name	Fabric Code	Color Code	Color Name		
Serene 1%	AB0639	F1158	Snow White	118"	100% Polyester
		F1150	Silver		
		F1149	Umber		
		F1151	Steel		
Flow 5%	AB0640	F1159	Polar White	118"	100% Polyester
		F1152	Wheat		
		F1154	Quarry Stone		
		F1153	Ink		
Serene 3%	AB0439	F1232	Snow White	118"	100% Polyester
		F1233	Silver		
		F1234	Umber		
		F1235	Steel		
Serene 7%	AB0441	F1240	Snow White	118"	100% Polyester
		F1241	Silver		
		F1242	Umber		
		F1243	Steel		
Flow 1%	AB0442	F1244	Polar White	118"	100% Polyester
		F1245	Wheat		
		F1246	Quarry Stone		
		F1247	Ink		
Flow 7%	AB0443	F1248	Polar White	118"	100% Polyester
		F1249	Wheat		
		F1250	Quarry Stone		
		F1251	Ink		
Windsong 1%	AB0444	F1252	Soft White	118"	100% Polyester
		F1253	Canvas		
		F1254	Graphite		
		F1255	Raven Black		
Windsong 5%	AB0446	F1260	Soft White	118"	100% Polyester
		F1261	Canvas		
		F1262	Nickel		
		F1263	Graphite		
		F1264	Eclipse		
		F1265	Raven Black		
Lakeview 3%	AB0449	F1270	Light Taupe	118"	100% Polyester
		F1271	Sand Drift		
		F1266	Flax		
Lakeview 7%	AB0447	F1267	Yellow Stone	118"	100% Polyester
		F1268	Frost Gray		
Lakeview 10%	AB0448	F1269	Java	118"	100% Polyester
		F1274	Travertine		
Meadows 1%	AB0451	F1275	Mushroom	118"	100% Polyester
		F1276	Sun Buff		
		F1272	Rustic Brown		
Meadows 3%	AB0450	F1273	Earth Brown	118"	100% Polyester
		F1280	Egg Shell		
Jubilee 3%	AB0452	F1277	Sweet Cream	118"	100% Polyester
		F1278	Steel Blue/Beige		
		F1279	Chestnut		
		F1281	Coal		



Centerpiece™ Roman Shades

Roman Day & Night – Roller Fabric List

Solar Screens

Fabric List				Max Width	Material
Collection Name	Fabric Code	Color Code	Color Name		
Moon 5%	AB0667	F1519	Chalk	118"	100% Polyester
		F1520	Pearl Linen		
		F1521	Pearl		
		F1522	Pearl Pewter		
		F1523	Charcoal Chestnut		
		F1524	Charcoal Gray		
		F1525	Raven Black		

Solar Screens (Commercial)

Fabric List				Max Width	Material
Collection Name	Fabric Code	Color Code	Color Name		
A300 (1%)	AB0420	F0355	Pearl	118"	30% Polyester, 70% PVC
		F0356	Pearl/Linen		
		F0357	Pearl/Pewter		
		F0359	Charcoal/Gray		
		F0358	Charcoal/Chestnut		
A400 (3%)	AB0425	F0381	Chalk	118"	30% Polyester, 70% PVC
		F0382	Chalk/Beige		
		F0384	Charcoal		
A100 (3%)	AB0428	F0400	Oyster/Beige	118"	30% Polyester, 70% PVC
		F0404	Black/Straw		
A820(3%)	AB0429	F0407	Oyster/Pewter	118"	30% Polyester, 70% PVC
A300 (5%)	AB0422	F0365	Pearl	118"	30% Polyester, 70% PVC
		F0366	Pearl/Linen		
		F0367	Pearl/Pewter		
		F0368	Charcoal/Chestnut		
		F0369	Charcoal/Gray		
A400 (5%)	AB0426	F0387	Chalk	118"	30% Polyester, 70% PVC
		F0388	Chalk/Beige		
		F0389	Chalk/Pewter		
		F0391	Charcoal/Chestnut		
		F0390	Charcoal		
AB600 (5%)	AB0628	F0897	Wave	118"	30% Polyester, 70% PVC
		F0898	Tweed		
AB600 (8%)	AB0627	F0899	Cappuccino	98"	30% Polyester, 70% PVC
		F0900	Smoke	Railroad 98" to 118"	
A300 (10%)	AB0423	F0370	Pearl	118"	30% Polyester, 70% PVC
A400 (10%)	AB0427	F0396	Charcoal	118"	30% Polyester, 70% PVC
W120 (12%)	AB0436	F0443	Chalk	98" Railroad 98" to 118"	30% Polyester, 70% PVC
		F0444	Beige		
		F0445	Sandstone		
		F0446	Tawny		
		F0447	Pewter		
		F0448	Chestnut		



Fabric Information

Please note that all fabrics will adjust to the environment, and the environmental changes. These adjustments may include color fading, fabric stretching, fabric shrinkage, or other damages.

Color Variation

- Natural fabrics especially linen, cotton and silk are made from natural materials. Color lot variations may occur to fabrics due to varying rates of color absorption during the color application process. Slight imperfections and variations in color are all part of the natural beauty of this product and should be considered to be normal and acceptable.
- Colors may appear to vary depending on the time of day and lighting type under which the product is observed. The appearance of color variation may also occur if the shade is partially or fully lowered.
- All fabric colors gradually fade due to UV exposure. If a shade is left half open for a long time without being fully lowered regularly, the fabrics will fade unevenly. Fabrics will fade more evenly if shades are lowered during the day. Naturally, parts of the shades that are overlapped by another piece of fabric will not receive as much sun exposure, and thus the rate in which it fades will be slower than those parts that are more exposed.
- For the best color match, order all matching shades for a room at the same time. Pattern availability and color lot match between orders cannot be assured. Any variation in color is in accordance with industry standards.
- Light will penetrate through the pin holes of seams/stitching.
- Actual fabric colors may vary slightly from the images we provide.

Wrinkles

- Natural fibers, such as linen, cotton and silk, are fairly inelastic, tend to have wrinkles, and are prone to shrinkage. The tendency to wrinkle is often considered as part of the fabric's unique characteristic. If your Roman shades are wrinkled, hang the shade in a fully lowered position for a few days. It will help minimize the wrinkles, allowing them to usually disappear naturally.
- Disclaimer: Ironing fabrics labeled *Do Not Iron* may damage the fabric and will void the warranty.

Surface Imperfections

- Due to the nature of fibers and the weaving process, some "imperfections" such as slubs in the weave are normal and are not considered to be defects. Slubs in silk, linen and cotton are expected for their unique and natural beauty, and should not be considered to be defects.
- Imperfections on fabrics in longer lengths may occur. These are caused by the weaving process.
- There is a maximum of 10 yards for fabric by the yard as surface imperfections in longer lengths may occur. These imperfections will be marked with a label.

Asymmetry

- Due to the natural characteristics of fabrics, slight shrinkage and stretching may occur. Variations in size and shape of the shade are to be expected and deemed acceptable. These variations may cause slight asymmetry and may alter the appearance of the finished shade.
- Specifically, you may notice a slight variation in width and/or length on one of the shades compared to what was ordered. Even with shrinkage control in the manufacturing process, most linen, cotton, and silk fabrics tend to shrink during or after production. Thus, the width and length of the shade may have changed slightly after the shade has been in operation for some time. Washing the shade can further intensify this shrinkage.
- Width and length difference between different shades may occur due to fabric shrinkage and manufacturer tolerance. Thus the length of the shade and the segment height between two shades would be different, even if the shades were ordered as the same size.
- After the Roman shade has been installed, the weight of the fabric, the size of the shade and environmental factors can all affect the extent to which a shade will settle. Since this process is somewhat unpredictable, the final drop of the shade may vary by up to +/- 10mm. The shades may take 1 to 2 weeks of hanging to allow the fabric to drop to the required length.
- Weave skewing of fabrics is common during the weaving process. Pattern asymmetry can occur on patterned fabrics, where the pattern on the right side of the shade may not match up with the left.






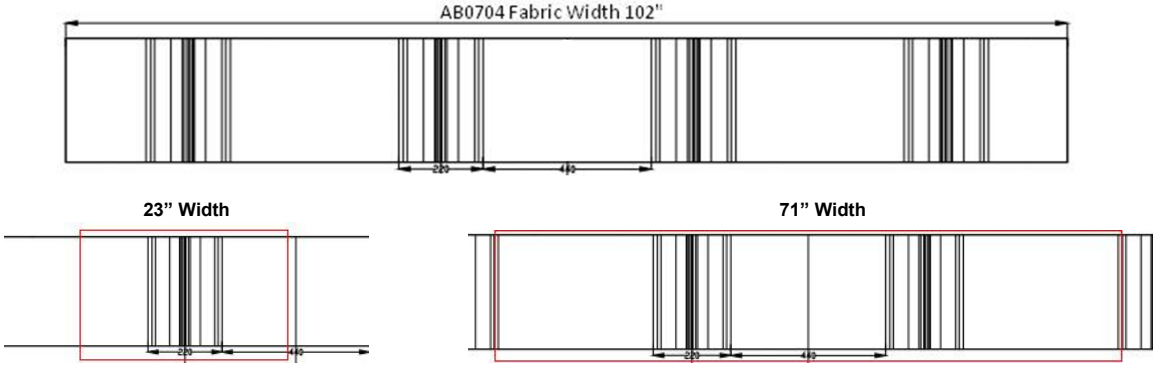
Centerpiece™ Roman Shades

Fabric Information

Pattern Alignment

- Pattern alignment cannot be guaranteed from one shade to the next. All patterns are oriented differently on the fabric roll. The pattern alignment also depends on where the fabric has been cut on the roll.
- Patterned fabric will not be railroaded.
- Patterns on shades and valances may not be perfectly straight. Slight biases may occur.

Complete Fabric Patterns

Fabric	Full Fabric Pattern	Fabric	Full Fabric Pattern
<p>AB0637</p> <p>F1080 Snow White F1081 Field Drab F1101 Moss Green</p>		<p>AC0401</p> <p>F1082 Corn White F1083 Sea Green</p>	
<p>AC0402</p> <p>F1084 Dim Gray</p>		<p>AC0402</p> <p>F1085 Dim Ecu</p>	
<p>AB0704</p> <p>F1061 Sag Harbor 0006</p>	 <p>For Sag Harbor, the complete fabric width is 106" and the complete pattern repeat is about 26". The pattern is always kept centered for all shade widths but the patterns will align depending on the width of the shade. See below examples at around 23" & 71" in width.</p>  <p>The diagram shows the full fabric width of 102" (labeled as 102" in the image, though text says 106") with a pattern repeat of approximately 26". Below, two examples are shown: a 23" wide shade and a 71" wide shade. The 23" shade shows the pattern centered within the width, with the repeat unit (26") extending beyond the edges. The 71" shade also shows the pattern centered, with the repeat unit (26") extending beyond the edges.</p>		

Decorative Pillow Covers

The Roman Shade fabric collection is available as decorative pillows covers on to complete in look.

- Select a pillow cover color from the current available Roman fabrics (few fabric exclusions apply).
- Available for in various sizes as Square or Lumbar pillows.
 - Note: Recommended applicable pillow insert size is not the same size as the cover (order) size itself.
- Select a style:
 - Knife Edge
 - Piping

Available Sizes

Square		Lumbar	
Pillow Cover Size	Applicable Pillow Insert	Pillow Cover Size	Applicable Pillow Insert
14"x14"	16"x16"	10"x14"	12"x16"
16"x16"	18"x18"	10"x16"	12"x18"
18"x18"	20"x20"	10"x18"	12"x20"
20"x20"	22"x22"	12"x22"	14"x24"
24"x24"	26"x26"	14"x24"	16"x26"
		14"x18"	16"x20"

Styles



Knife Edge



Piping

Fabric Exclusions

Available in all Roman fabric colors except for the following:

- Sheer Elegance AA0308
- Sheer / Sheer Elegance AC0401, AC0402
- Blake AA0213, AA0214, AA0215

Roman Shades

Routine cleaning will help maintain the beauty of your shade.

Proper ways to clean Roman Shades:

- Use a hand held vacuum to remove debris
- Use a duster to remove any light dust
- Spot clean by using a soft cloth or sponge moistened with lukewarm water. Add mild detergent, if needed. Blot gently to avoid creasing or damaging the fabric. Rubbing can damage the fabric.

Proper ironing for Roman Shades:

- Iron low to medium, if necessary
- Do not iron fabrics that are 100% silk, 100% linen/cotton blend, or 100% cotton, or have Translucent Lining
- For specific ironing instructions for each fabric, please refer to the Fabric Collection chart. Pages 21-24.



Pictured: AB0636 Patterns F1077 Charcoal