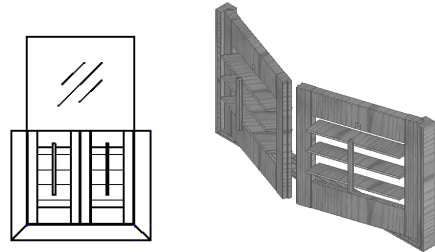


# Special Options

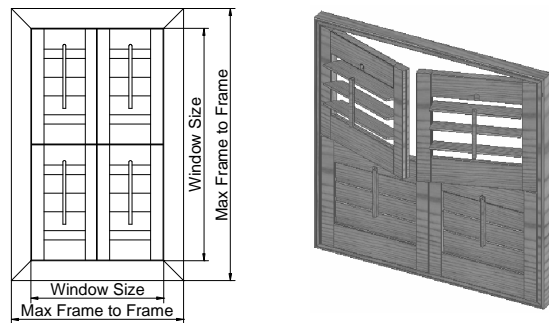
## Café Shutters\*

- The top of the panel requires a special finish. Please indicate “café shutter” when placing orders.
- The shutter does not come with recessed magnet on top.

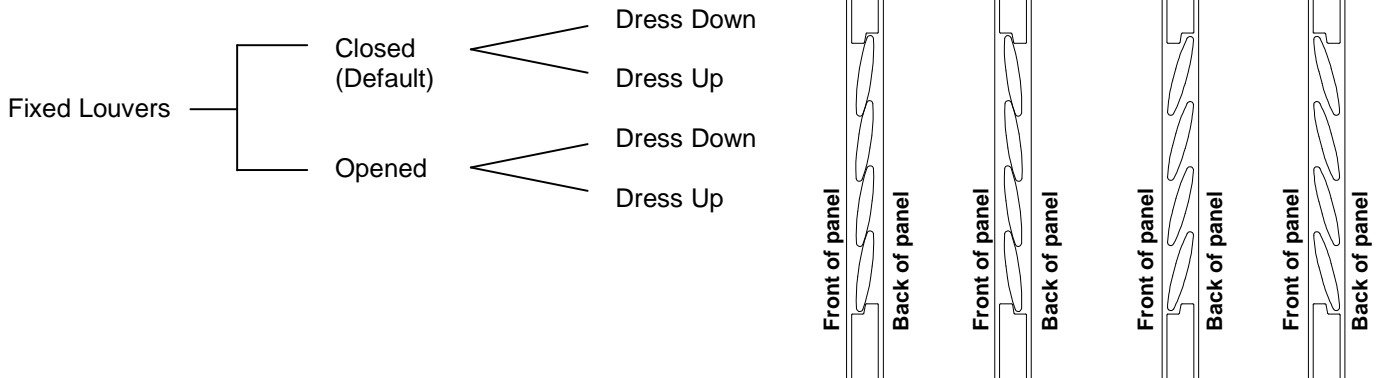


## Double-Hung Shutters\*

- For total number of panels, please include panels in both rows.
- Bifold panel is not available under this option.
- For panel configuration, please provide panel fold for one row.
- The default location for the division point is the center unless specified otherwise.
- Horizontal T Post\* can be added for increased structural integrity.



## Fixed Louvers



## Batten for Type E&F

The batten is placed behind the Type E/F panel to block light.

Louver size	Batten Width	Batten thickness
1 7/8" & 2 1/2"	3/4"	1"
3 1/2"	3/4"	1 3/8"
4 1/2"	3/4"	1 7/8"

\* Surcharge applies. Please see Options and Surcharges page for details.